

- Full color touchscreen display
- Linear solid state design
- Ultra efficient switching power supply
- Built in monitoring and control (remote port, Ethernet, SNMP)
- Field proven reliability
- High efficiency gain stages
- CW, pulsed, and modulated applications
- 2 Year Warranty

Technalogix has always strived to design and market a rugged product that has the highest quality and lowest price on North American manufactured RF products. To accomplish this, significant attention is spent on design on products that are easy to work on, but are still as small as possible using non-proprietary parts. Technalogix focuses on the latest generation of devices and components to improve efficiency and save the customer money with operation.

RF CHARACTERISTICS

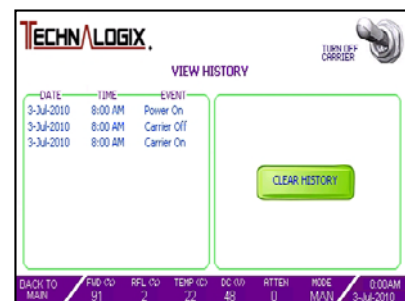
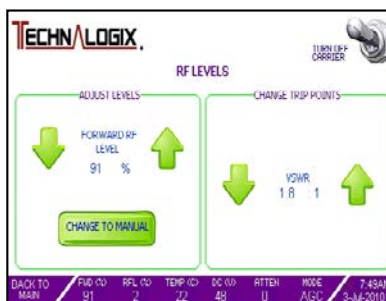
| | |
|-------------------------------|---|
| Frequency Range | VHF: 0.5 – 2.5 MHz (others available upon request) |
| Input Power | -2 dBm typical (for output power of 125-watts, others available upon request) |
| Power Level | Adjustable 0 – 100% rated power |
| Power Output Saturated | 125-watts typical |
| Power Output P1dB | 60-watts typical |
| Gain | 53 dB typical, 50 dB minimum |
| Gain Flatness | +/- 1.0 dB |
| Harmonics | -40dBc (second order), -20dBc (third order) |
| Spurious Signals | -70 dBc |
| Input Impedance | 50 Ω into a amplifier, BNC female (others available) |
| Output Impedance | 50 Ω , N female or 7-16 DIN female (others available) |
| RF Sample | 50 Ω , BNC female |
| Modulation | Pulsed, CW, FM, AM, ATSC, NTSC, QAM, etc. |

MECHANICAL FEATURES

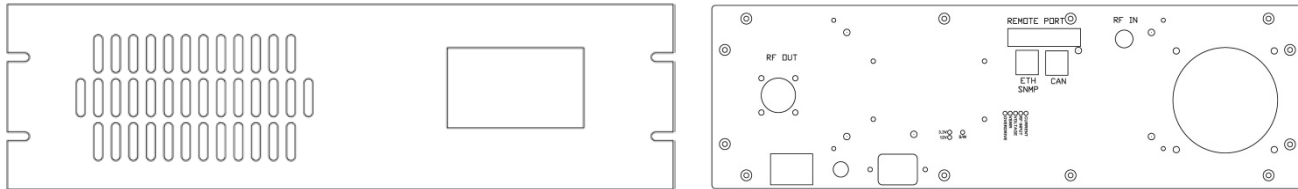
| | |
|-------------------------------|--|
| Lightweight Enclosures | Aluminum |
| Operating Temperature | -10 to +50° C |
| Humidity | 95%, non-condensing |
| Cooling | Forced air ball-bearing fans (optional liquid cooling) |

INTERFACE

| | | |
|-------------------------|-----------------|---|
| DB25 Remote Port | Control: | RF carrier on/off, RF power up/down, reset |
| | Monitor: | Forward/reflected RF level, control PCB Vcc |
| | Flags: | Amplifier overdrive, VSWR (adjustable trip point), high temperature |
| Ethernet | Control: | RF carrier on/off, RF power up/down, AGC/manual mode, change VSWR trip point, reset |
| | Monitor: | Forward/reflected RF level, DC pallet voltage, RF input level, temperature, VSWR trip point, model/serial number |
| | Flags: | Carrier on/off, amplifier overdrive, DC pallet voltage, VSWR, RF input level, temperature, AGC/manual status |
| SNMP | Control: | RF carrier on/off, RF power up/down, AGC/manual mode, change VSWR trip point, reset |
| | Monitor: | Forward/reflected RF level, DC pallet voltage, RF input level, temperature, pallet current, attenuation, runtime, RF fault, model/serial number |
| | Flags: | Amplifier overdrive, VSWR, temperature, SNMP error |

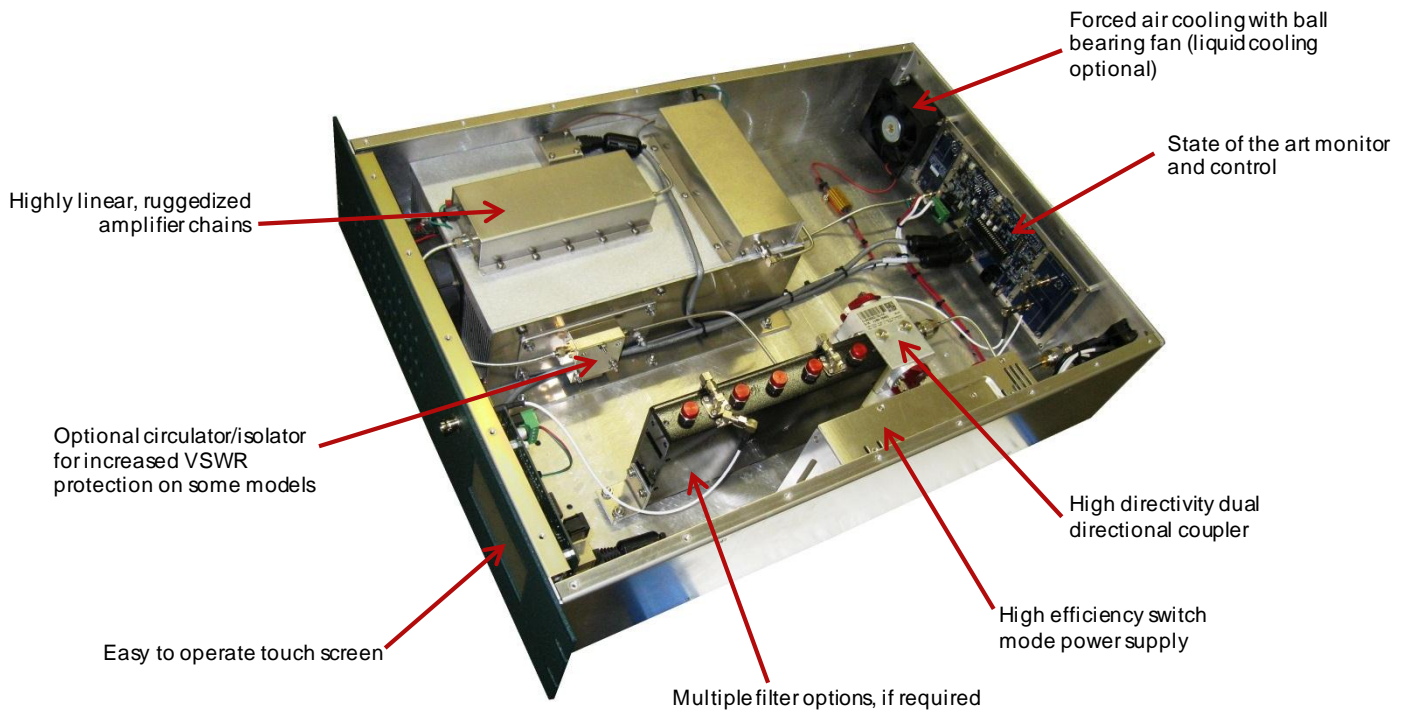


Screenshots off Touchscreen Interface



Enclosure Outline Drawings

Technalogix fabricates its Radio Frequency amplifiers using modular techniques with the latest components. Common control systems, heat sinks, power supplies, etc. are frequently designed across a wide product line to reduce our costs to the customer. In addition, well laid out mechanicals help ease maintenance and upgrades.



** Due to continuous product improvements, Technalogix reserves the right to change specifications without notice. **